GARAGE
STORAGE

WHAT’S RIG FOR YOU?

Making the modular garage storag simple as 1, 2, 3.

HT

e is as

1

UPRIGHTS & BEAMS

Consider how high you wou like your storage to be and how much space would you like to dedicate to it when choosing uprights and beams.

ld

Choose uprights



Install beams

Insert t
Reinforcem

he
ent Bar



Insert shelves

2

SHELVES

Consider what you are going to store and choose the shelves accordingly.

Each shelf can hold up to 700kg with a total loading of 2800kg.



The system is completely modular. Add uprights and beams according to your requirements.

3

ACCESSORIES

Consider additional features when building your storage.





U-hook big



U-hook small



J-hook



Plastic cap

HTB2-1554